



Northeastern University  
D'Amore-McKim School of Business



**2022 NORTHEASTERN UNIVERSITY  
D'AMORE-MCKIM SCHOOL OF BUSINESS**

# **Undergraduate Employment Report**

*All data based on grad periods Aug. '21 - May '22*



## CLASS OF 2022 POST GRADUATION OUTCOMES

Post Graduation Outcome Status*	Number	Percentage
Employed Full-time	773	79%
Continuing Education	90	10%
Still Seeking/Unsure of Plans	84	9%
Unsure of Plans	20	2%
<b>Total students who reported outcomes</b>	<b>931</b>	<b>100%</b>

\* 1137 total graduates; outcome percentages based on number of students that provided post graduation data (931) as reported to Poets&Quants

## KEY SALARY DATA

**\$75,820**

Average Salary

**\$75,000**

Median Salary

**21%**

of graduates accepted jobs with salaries **\$90,000** and higher

**\$7,750**

Average Bonus

**\$7,800**

Median Bonus

**32%**

of graduates reported receiving a bonus as part of their initial job offer

## SALARY & EMPLOYMENT BY FUNCTION

**17%**

of graduates work in **Investment Banking, Equity Research, Private Equity/Venture Capital, or Sales and Trading** with a median salary of **\$90,000**

**10%**

of graduates work in **Analytics** with a median salary of **\$75,000**

**8%**

of graduates work in **Consulting** with a median salary of **\$80,000**

Function	Percent	Base Salary Mean	Base Salary (min)	Base Salary (max)	Salary Median
Finance	33%	\$86,036	\$50,000	\$140,000	\$85,000
Corporate Finance	7%	\$73,343	\$50,000	\$103,900	\$75,000
Equity Research	1%	\$106,667	\$100,000	\$110,000	\$110,000
Investment Banking	12%	\$93,673	\$65,000	\$115,000	\$90,000
Investment Management	9%	\$79,286	\$58,000	\$110,000	\$80,000
Investor Relations	1%	\$72,500	\$70,000	\$75,000	\$72,500
Private Equity/Venture Capital	2%	\$80,000	\$75,000	\$85,000	\$80,000
Sales & Trading	1%	\$94,167	\$50,000	\$140,000	\$95,000
Marketing	23%	\$65,006	\$31,200	\$130,000	\$62,400
Advertising/PR/Sales	1%	\$60,000	\$52,000	\$68,000	\$60,000
Business Development/Sales	3%	\$58,044	\$40,000	\$78,000	\$62,000
Client Experience	1%	\$46,333	\$31,200	\$60,000	\$47,800
Digital Marketing	6%	\$61,126	\$41,600	\$85,000	\$61,500
Marketing /Communications	7%	\$62,409	\$46,000	\$81,000	\$62,000
Product/Brand Marketing	4%	\$82,638	\$41,600	\$130,000	\$81,780
Accounting	13%	\$72,200	\$50,000	\$117,295	\$68,000
Advisory	5%	\$79,793	\$61,000	\$90,000	\$80,000
Audit/Assurance	4%	\$66,762	\$60,000	\$74,000	\$67,000
Corporate Accounting	2%	\$67,633	\$50,000	\$117,295	\$59,250
Tax	3%	\$66,917	\$62,000	\$75,000	\$67,000
Analytics	10%	\$74,906	\$45,000	\$100,000	\$75,000
Consulting	8%	\$76,935	\$58,000	\$95,000	\$80,000
Management	6%	\$68,426	\$46,050	\$105,000	\$70,000
Human Resources	1%	\$62,610	\$46,050	\$80,000	\$60,000
Operations	3%	\$68,822	\$52,000	\$105,000	\$70,000
Project Management	1%	\$76,667	\$70,000	\$85,000	\$75,000
Logistics/Supply Chain	3%	\$66,698	\$48,000	\$100,000	\$62,000
Other	3%	\$57,250	\$57,000	\$57,500	\$57,250

Due to rounding, total may not equal 100%

## SALARY & EMPLOYMENT BY INDUSTRY

### 37%

of graduates work in Finance, Banking, and Insurance

### 28%

of graduates work in Professional Services

### 12%

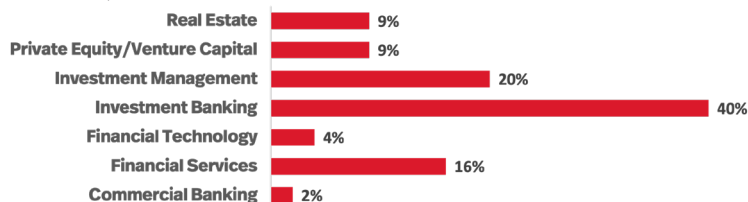
of graduates work in Technology, Information, and Internet

Industry	Percent	Base Salary Mean	Base Salary (min)	Base Salary (max)	Salary Median
Finance, Banking & Insurance*	37%	\$85,347	\$49,000	\$140,000	\$85,000
Professional Services*	28%	\$71,813	\$31,200	\$100,000	\$72,000
Consumer Services/Products	2%	\$66,500	\$60,000	\$77,000	\$63,000
Ecommerce	4%	\$70,111	\$50,000	\$100,000	\$64,000
Education	1%	\$58,200	\$47,800	\$70,000	\$57,500
Food/Beverage/Hospitality	1%	\$61,667	\$45,000	\$80,000	\$60,000
Healthcare	1%	\$82,938	\$55,000	\$130,000	\$77,500
Industrial Products & Services	2%	\$68,500	\$62,000	\$75,000	\$68,500
Law	1%	\$63,500	\$57,000	\$70,000	\$63,500
Logistics/Transportation/Supply Chain	0%	\$61,500	\$48,000	\$75,000	\$61,500
Media/Entertainment/Publishing	3%	\$65,083	\$45,000	\$95,000	\$63,750
Renewables, Environment & Energy	1%	\$54,750	\$40,000	\$65,000	\$57,000
Retail	4%	\$60,600	\$40,000	\$72,500	\$63,000
Technology/Information/Internet/Software*	12%	\$75,936	\$41,600	\$117,295	\$75,000
Other	2%	\$67,006	\$46,050	\$85,000	\$68,000


### PROFESSIONAL SERVICES BREAKDOWN



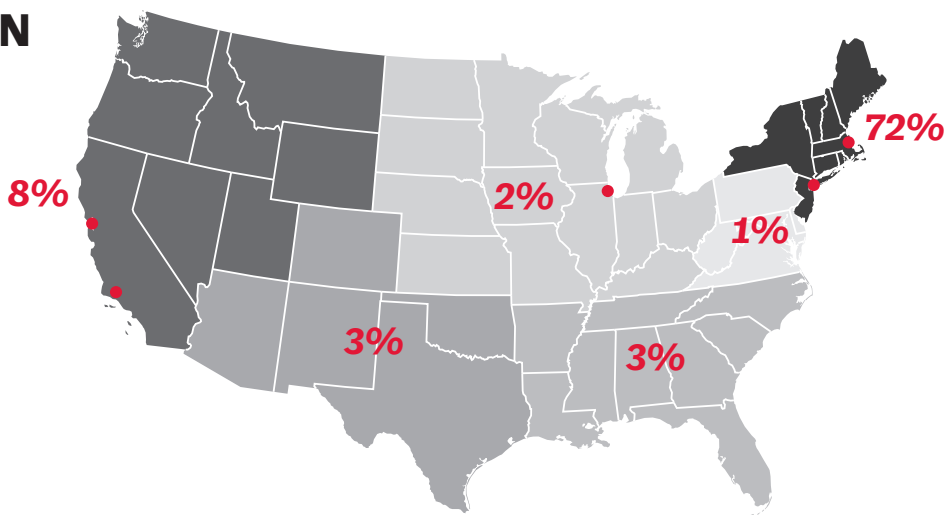
### FINANCE, BANKING & INSURANCE BREAKDOWN



## EMPLOYMENT & MEDIAN SALARY BY REGION



\*International: 11%



### TOP 5 HIRING CITIES

1. Boston
2. New York City
3. Los Angeles
4. Chicago
5. San Francisco

### TOP 5 INTERNATIONAL HIRING COUNTRIES

1. China
2. India
3. Germany
4. United Kingdom
5. Japan

## Top Organizations that hired D'Amore-McKim Graduates Full-Time

- Acadian Asset Management
- Accenture
- Acquia
- Adams Street Partners
- Adobe
- Akamai
- Alantra
- Alithya
- Alliance Bernstein
- Alnylam Pharmaceuticals
- Alphasights
- Alvarez & Marsal
- **Amazon**
- AMC Networks
- American Tower
- Amundi US
- Andersen
- Anthropologie
- APPLE
- Archstone Capital
- ArrowStreet Capital
- ASICS Digital
- Audax Group
- Authentic
- **Bain & Company**
- Bain Capital
- Baker Tilly US
- **Bank of America Merrill Lynch**
- Barclays
- Battery Ventures
- Bayview Asset Management
- **BCG**
- Beka Finance
- Berenberg Capital Markets
- Berkeley Research Group
- Bitpanda
- BlackRock
- Bleecker Street Media
- Bluewolf, an IBM Company
- BMO
- BMO Capital Markets
- Boston Globe Media
- Bowen
- Brookfield Properties
- Brookline Bank
- Brown Brothers Harriman
- BusRight
- Bytedance Inc.
- Cabot Properties
- Cambridge Associates
- Capgemini Invent
- Capital One
- CAPTRUST
- Capvision
- Carpel Building Maintenance Solutions
- Catalant Technologies
- Chewy
- Citi
- Clocktower
- CohnReznick
- Coin Metrics
- Cowen Inc.
- Credit Genie
- **Credit Suisse**
- Croud
- Cushman & Wakefield
- Darmody, Merlino & Co., LLP
- DataPivot Technologies
- DBG Assets
- Degreed
- **Deloitte**
- Denneen and Company
- Deutsche Bank
- Digitas
- Disney
- DraftKings
- DXT Commodities SA
- Edelman
- Edelstein & Company
- EF Education First
- eSecLending
- **EY**
- Fairmarkit
- Fidelity Investments
- Fiduciary Trust Company
- Financial Technology Partners
- FinTech Alliance
- Flow Traders
- Floyd Advisory
- Forward Financing
- G2 Capital Advisors
- General Catalyst
- GMO
- **Goldman Sachs**
- Goodwin
- Google
- Gordon Brothers
- GP Bullhound
- Greentown Labs
- HarbourVest Partners
- Havas Media Group
- Hayden Consulting Group
- Hercules Capital
- Hewlett Packard Enterprise
- Horizon Media
- HubSpot
- I Squared Capital
- **IBM**
- Imperial Capital
- Imprivata
- IQVIA
- Jane Street
- Jefferies
- **John Hancock**
- Johnson & Johnson
- **JPMorgan Chase & Co.**
- K1 Investment Management
- KKR
- Klaviyo
- **KPMG**
- L.E.K. Consulting
- Lazard
- Lemanik Asset Management S.A
- Liberty Mutual
- Lime
- Lincoln Churchill Advisors
- LionTree
- L'Oreal
- lululemon
- MAC Cosmetics
- Mathworks
- **McKinsey & Company**
- MeanPug Digital
- Merrill
- MFS Investment Management
- Michael Page
- Microsoft
- Milliman Financial Risk Management
- Minard Capital
- Moelis & Company
- **Morgan Stanley**
- Nasdaq
- Natixis Investment Managers
- Nautic Partners
- NBCUniversal
- NEPC LLC
- Neuberger Berman
- New England Venture Capital Association
- New Markets Advisors
- Nike
- Noor Capital
- Northland Investment Corporation
- NxStage Medical
- O'Brien Wealth Partners
- **Oppenheimer**
- Oracle
- Orvieto Partners, L.P.
- PA Consulting
- PAN Communications
- Param Capital Group
- Parker Waichman LLP
- Paul McCoy Family Office Services
- Pepper Financial Services Group
- PHOENIX
- Pillar VC
- Piper Sandler
- PKF O'Connor Davies
- Point B
- Point72
- Posh Technologies
- Prime Buchholz LLC
- Protiviti
- PUMA
- Putnam Investments
- **PwC**
- Quickbase
- Raptor Capital Management
- Raymond James
- Raytheon Technologies
- Reebok
- Rent the Runway
- Richemont
- Rockefeller Capital Management
- Ropes & Gray LLP
- **RSM**
- S&P Global
- Salesforce
- Salsify
- Sanabil Investments
- Santander
- Schneider Electric
- **Scotiabank**
- **ServiceNow**
- SharkNinja
- Silicon Valley Bank
- SmartBear
- Spero Therapeutics
- Square
- Starfish
- State Street
- Stax
- Streetlight Ventures
- Sun Property Group
- Synopsys Inc
- The Abbey Group
- The Colony Group
- Thrive
- Thrive Fantasy
- TJX
- Toast
- True Capital Management
- Turner Construction
- Uber
- UniFirst
- Vertex Pharmaceuticals
- Visa
- **VMware**
- Voya Investment Management
- Washington Post
- **Wayfair**
- Welch's
- **Wellington Management**
- William Blair
- Winslow Technology Group

\* Hired 4 or more graduates

## ACCOUNTING CONCENTRATION EMPLOYMENT SUMMARY

# of Concentrators*	# of Reported Employment Information	Average Salary	Median Salary	Average Bonus	Median Bonus
144	98	\$73,681	\$67,000	\$6,899	\$6,600

\* Includes 1<sup>st</sup>, 2<sup>nd</sup>, and 3<sup>rd</sup> concentrators

## SALARY & EMPLOYMENT BY INDUSTRY

Industry	Percent	Average Salary	Median Salary
Accounting	58%	\$68,315	\$67,000
Investment Banking	13%	\$92,000	\$86,000
Financial Services	6%	\$80,000	\$80,000
Investment Management	4%	\$96,250	\$90,000
Private Equity/Venture Capital	3%	\$75,000	\$75,000
Other	15%	\$74,859	\$62,500
<b>Total</b>	<b>100%</b>	<b>\$73,681</b>	<b>\$67,000</b>

Due to rounding, total may not equal 100%

## SALARY & EMPLOYMENT BY FUNCTION

Function	Percent	Average Salary	Median Salary
Audit/Assurance	29%	\$66,850	\$67,000
Tax	19%	\$66,917	\$67,000
Investment Banking	9%	\$88,400	\$82,000
Corporate Accounting	9%	\$70,159	\$61,500
Analytics	7%	\$84,950	\$84,950
Advisory	7%	\$75,571	\$78,000
Investment Management	5%	\$72,500	\$72,500
Corporate Finance	4%	\$79,000	\$79,000
Sales & Trading	3%	\$120,000	\$120,000
Other	7%	\$86,250	\$86,250
<b>Total</b>	<b>100%</b>	<b>\$73,681</b>	<b>\$67,000</b>

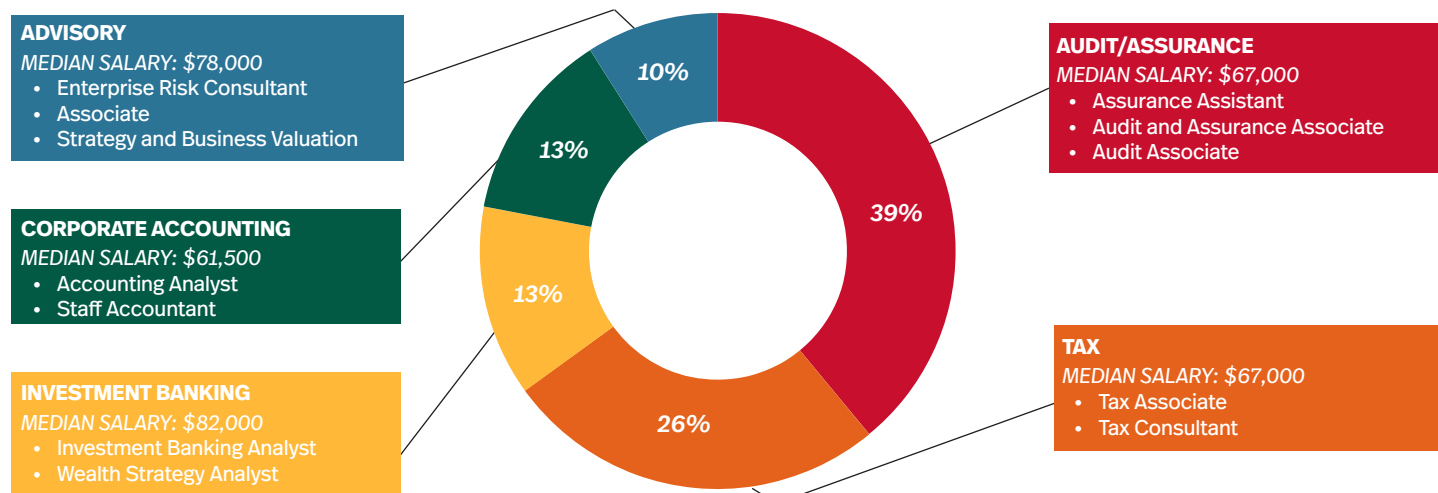
Due to rounding, total may not equal 100%

## TOP EMPLOYERS & JOB TITLES (Hired 5 or more Accounting concentrators)

**Deloitte**, Advisory/Consulting (2)  
**Deloitte**, Audit & Assurance (12)  
**Deloitte**, Tax (2)  
**PwC**, Advisory/Consulting (1)  
**PwC**, Audit & Assurance (7)  
**PwC**, Tax (8)

**KPMG**, Audit & Assurance (5)  
**KPMG**, Tax (2)  
**EY**, Advisory/Consulting (2)  
**EY**, Audit & Assurance (2)  
**EY**, Tax (1)

## TOP JOB TITLES & SALARIES



## ENTREPRENEURSHIP CONCENTRATION EMPLOYMENT SUMMARY

# of Concentrators*	# of Reported Employment Information	Average Salary	Median Salary	Average Bonus	Median Bonus
189**	122	\$73,598	\$73,000	\$6,725	\$7,250

\* Includes 1<sup>st</sup>, 2<sup>nd</sup>, and 3<sup>rd</sup> concentrators

\*\* Includes Entrepreneurship, Corporate Innovation & Venture, Social Innovation & Entrepreneurship, Entrepreneurial Startups, and Family Business concentrators

## SALARY & EMPLOYMENT BY INDUSTRY

Industry	Percent	Average Salary	Median Salary
Technology/Software	13%	\$76,440	\$74,500
Consulting	10%	\$72,667	\$75,000
Investment Banking	8%	\$80,000	\$90,000
Marketing/Advertising/Public Relations	7%	\$85,000	\$85,000
Private Equity/Venture Capital	7%	\$80,000	\$80,000
Accounting	7%	\$79,600	\$80,000
Financial Services	6%	*	*
Retail	5%	\$56,833	\$58,000
Biotech/Pharmaceuticals	4%	\$69,500	\$69,500
Other	33%	\$68,067	\$60,000
<b>Total</b>	<b>100%</b>	<b>\$73,598</b>	<b>\$73,000</b>

\* Salary data not reported

## SALARY & EMPLOYMENT BY FUNCTION

Function	Percent	Average Salary	Median Salary
Business Development/Sales	10%	\$50,080	\$50,000
Consulting	10%	\$68,886	\$68,000
Analytics	8%	\$87,333	\$82,000
Investment Banking	8%	\$88,333	\$90,000
Investment Management	7%	\$79,286*	\$80,000*
Marketing /Communications	7%	\$80,500	\$80,500
Private Equity/Venture Capital	7%	\$85,000	\$85,000
Corporate Finance	6%	\$72,750	\$73,000
Product/Brand Marketing	6%	\$93,533	\$109,000
Operations	5%	\$65,000	\$67,500
Digital Marketing	5%	\$85,000	\$85,000
Advisory	5%	\$81,833	\$85,000
Management/Founder	4%	**	**
Other	12%	\$62,875	\$60,000
<b>Total</b>	<b>100%</b>	<b>\$73,598</b>	<b>\$73,000</b>

\*Function average and median shared for all DMSB, as no salary data was reported within the concentration

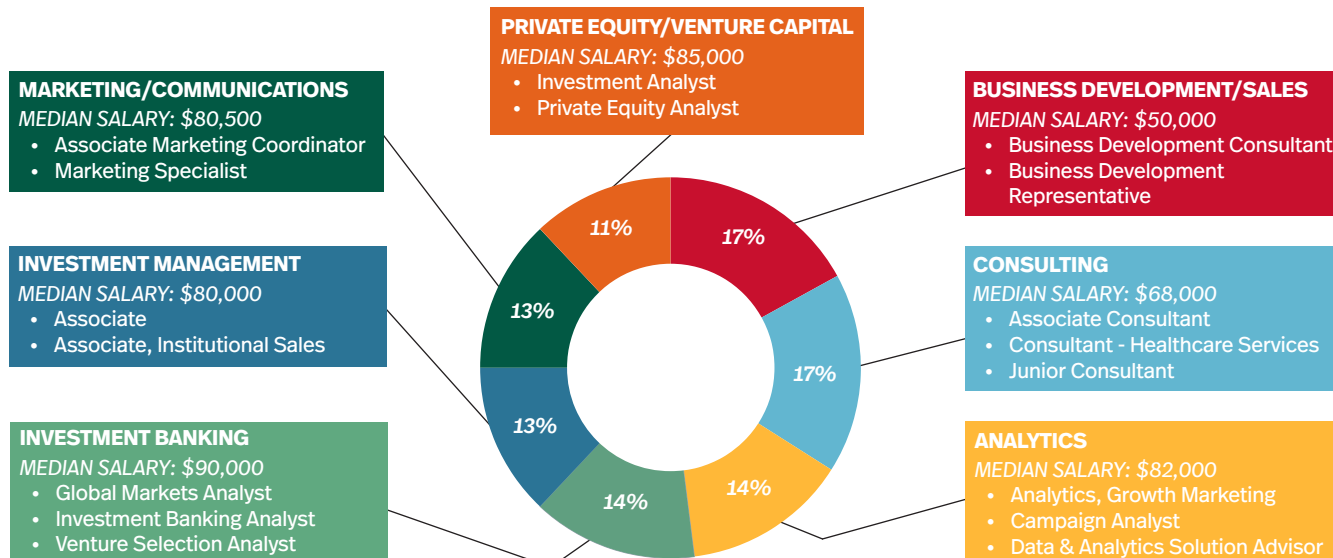
\*\* Salary data not reported

## TOP EMPLOYERS & JOB TITLES (Hired 2 or more Entrepreneurship concentrators)

**Goldman Sachs**, Investment Banking (2)  
**Goldman Sachs**, Client Services Associate (1)  
**Goldman Sachs**, Corporate Treasury Analyst (1)  
**Deloitte**, Analyst (Advisory) (3)  
**Wayfair**, E-commerce Associate (2)  
**Wayfair**, B2B Marketing Acquisition (1)

**Scotiabank**, Global Markets Analyst (2)  
**BCG**, Financial Analyst (1)  
**BCG**, Global CEO Advisory Events Coordinator (1)  
**PwC**, Associate Consultant (1)  
**PwC**, Corporate Governance (1)

## TOP JOB TITLES & SALARIES





## FINANCE CONCENTRATION EMPLOYMENT SUMMARY

# of Concentrators*	# of Reported Employment Information	Average Salary	Median Salary	Average Bonus	Median Bonus
551**	385	\$80,656	\$80,000	\$8,559	\$8,500

\* Includes 1<sup>st</sup>, 2<sup>nd</sup>, and 3<sup>rd</sup> concentrators

\*\* Includes 7 Fintech concentrators

## TOP EMPLOYERS & JOB TITLES *(Hired 5 or more Finance concentrators)*

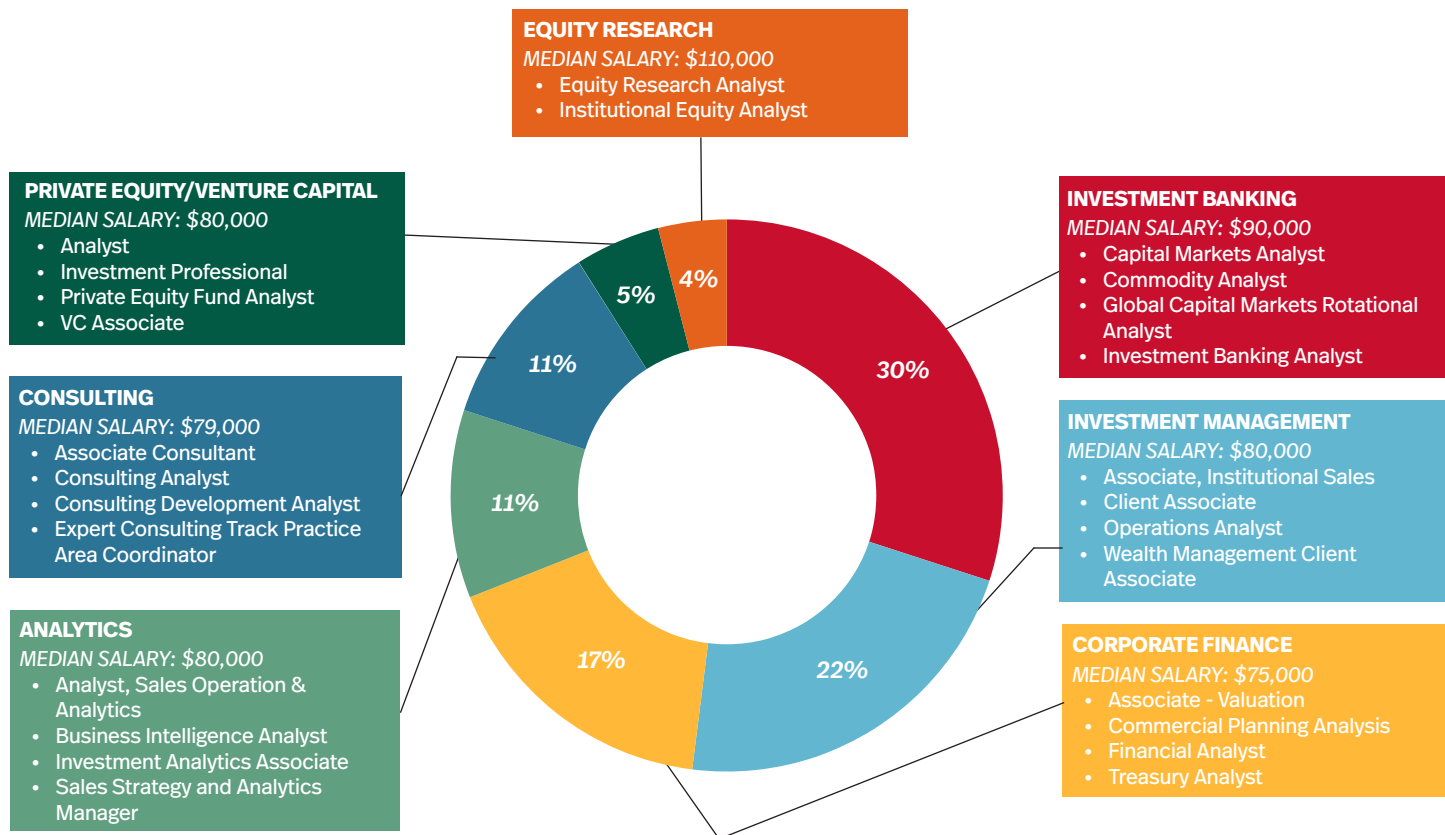
<b>Goldman Sachs</b> , Investment Banking Analyst (14)	<b>KPMG</b> , Advisory/Consulting (2)
<b>Goldman Sachs</b> , Wealth Management Analyst (2)	<b>KPMG</b> , Audit & Assurance (3)
<b>Goldman Sachs</b> , Global Markets (1)	<b>KPMG</b> , Tax (1)
<b>Morgan Stanley</b> , Investment Banking Analyst (10)	<b>Wayfair</b> , Analytics (2)
<b>Morgan Stanley</b> , Wealth Management Analyst (2)	<b>Wayfair</b> , BWB Marketing Acquisition (1)
<b>Morgan Stanley</b> , Associate, Client Relations Group (1)	<b>Wayfair</b> , Email Marketing (1)
<b>JPMorgan Chase &amp; Co</b> , Investment Banking Analyst (9)	<b>Wayfair</b> , Site Navigation Associate (1)
<b>JPMorgan Chase &amp; Co</b> , Fund Accountant (3)	<b>Wayfair</b> , Vertical Merchandising (1)
<b>Deloitte</b> , Advisory/Consulting (5)	<b>Bank of America Merrill Lynch</b> , Investment Banking Analyst (3)
<b>Deloitte</b> , Audit & Assurance (5)	<b>Bank of America Merrill Lynch</b> , Wealth Management Analyst (2)
<b>Deloitte</b> , Tax (1)	<b>Credit Suisse</b> , Investment Banking Analyst (5)
<b>Scotiabank</b> , Investment Banking Analyst (10)	<b>Wellington Management</b> , Business Associate
<b>PwC</b> , Advisory/Consulting (3)	<b>Wellington Management</b> , Financial Analyst (1)
<b>PwC</b> , Audit & Assurance (4)	<b>Wellington Management</b> , InvesTech Associate Program (1)
<b>PwC</b> , Tax (2)	<b>Wellington Management</b> , Investment Product & Fund Services Business Management Team (1)
<b>BCG</b> , Financial Analyst (3)	<b>Wellington Management</b> , Investment Products & Strategies Analyst (1)
<b>BCG</b> , Advisory/Consulting (1)	
<b>BCG</b> , Global Expert Consulting Track (1)	
<b>BCG</b> , Marketing Strategy/Communications (1)	
<b>EY</b> , Advisory/Consulting (5)	
<b>EY</b> , Audit & Assurance (1)	

## SALARY & EMPLOYMENT BY INDUSTRY

Industry	Percent	Average Salary	Median Salary
<b>Investment Banking</b>	26%	\$92,280	\$90,000
<b>Investment Management</b>	12%	\$86,053	\$85,000
<b>Accounting</b>	10%	\$73,568	\$72,000
<b>Consulting</b>	9%	\$76,225	\$80,000
<b>Financial Services</b>	9%	\$79,583	\$80,000
<b>Private Equity/Venture Capital</b>	5%	\$79,000	\$75,000
<b>Real Estate</b>	5%	\$73,571	\$75,000
<b>Technology/Software</b>	5%	\$75,630	\$69,000
<b>Other</b>	19%	\$70,444	\$70,000
<b>Total</b>	<b>100%</b>	<b>\$80,656</b>	<b>\$80,000</b>

# Finance Concentration: Class of 2022 Full-Time Employment Outcomes

## TOP JOB TITLES & SALARIES



## SALARY & EMPLOYMENT BY FUNCTION

Function	Percent	Average Salary	Median Salary
Investment Banking	22%	\$94,022	\$90,000
Investment Management	16%	\$79,250	\$80,000
Corporate Finance	12%	\$74,153	\$75,000
Analytics	8%	\$75,992	\$80,000
Consulting	8%	\$77,275	\$79,000
Advisory	4%	\$79,385	\$80,000
Audit/Assurance	4%	\$67,800	\$67,000
Private Equity/Venture Capital	4%	\$80,000	\$80,000
Operations	3%	\$70,200	\$70,000
Equity Research	3%	\$106,667	\$110,000
Sales & Trading	3%	\$94,167	\$95,000
Other	14%	\$65,179	\$63,000
<b>Total</b>	<b>100%</b>	<b>\$80,656</b>	<b>\$80,000.00</b>

Due to rounding, total may not equal 100%



## MANAGEMENT CONCENTRATION EMPLOYMENT SUMMARY

# of Concentrators*	# of Reported Employment Information	Average Salary	Median Salary	Average Bonus	Median Bonus
88**	49	\$67,111	\$68,000	\$5,861	\$5,000

\* Includes 1<sup>st</sup>, 2<sup>nd</sup>, and 3<sup>rd</sup> concentrators

\*\* 2 graduates have a Management and Healthcare Management Concentration

## SALARY & EMPLOYMENT BY INDUSTRY

Industry	Percent	Average Salary	Median Salary
Technology/Software	16%	\$62,250	\$59,500
Consulting	10%	\$80,000	\$80,000
Marketing/Advertising/Public Relations	8%	*	*
Accounting	8%	\$72,233	\$74,000
Retail	6%	\$70,000	\$70,000
Investment Management	6%	\$81,667	\$80,000
Other	45%	\$60,285	\$57,000
<b>Total</b>	<b>100%</b>	<b>\$67,111</b>	<b>\$68,000</b>

\* Salary data not reported

Due to rounding, total may not equal 100%

## SALARY & EMPLOYMENT BY FUNCTION

Function	Percent	Average Salary	Median Salary
Marketing / Communications	12%	\$80,000	\$80,000
Human Resources	12%	\$63,263	\$63,500
Project Management	10%	\$80,000	\$80,000
Consulting	10%	\$73,100	\$73,100
Business Development/Sales	6%	\$62,000	\$62,000
Product/Brand Marketing	6%	*	*
Corporate Finance	6%	\$62,000	\$62,000
Advisory	6%	\$75,250	\$75,250
Other	31%	\$62,980	\$57,500
<b>Total</b>	<b>100%</b>	<b>\$67,111</b>	<b>\$68,000</b>

\* Salary data not reported

Due to rounding, total may not equal 100%

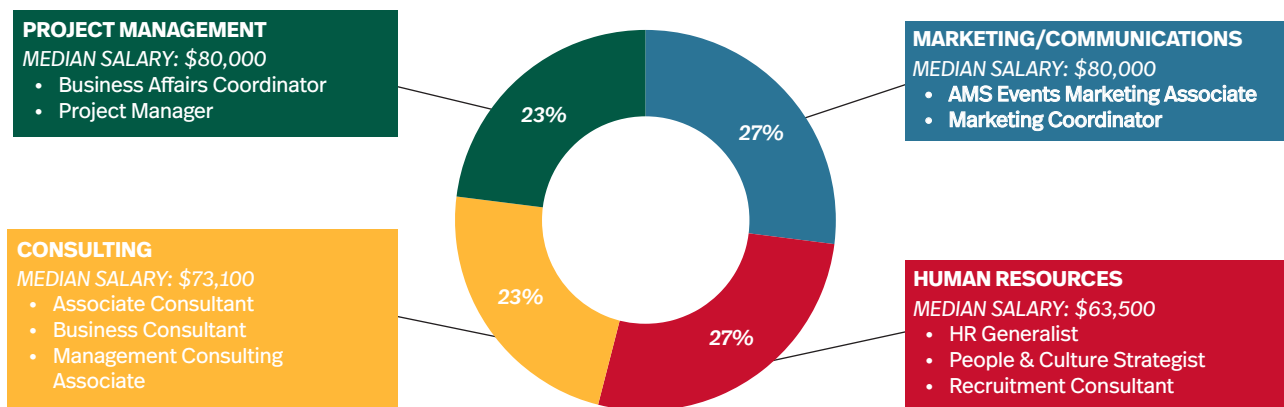
## TOP EMPLOYERS (Students were hired by 44 unique companies, including:)

Accenture  
Acquia  
Alphasights  
Amazon  
Amundi US  
BCG  
Greentown Labs

Imprivata  
lululemon  
Mathworks  
Michael Page  
Nike  
Rockefeller Capital Management  
RSM

ServiceNow  
SmartBear  
Stax  
Toast  
Uber  
Wayfair

## TOP JOB TITLES & SALARIES



# Healthcare Management Concentration: Class of 2022 Full-Time Employment Outcomes

## HEALTHCARE MANAGEMENT CONCENTRATION EMPLOYMENT SUMMARY

# of Concentrators*	# of Reported Employment Information	Average Salary	Median Salary	Average Bonus	Median Bonus
17**	12	\$77,700	\$80,000	\$10,325	\$9,400

\* Includes 1<sup>st</sup>, 2<sup>nd</sup>, and 3<sup>rd</sup> concentrators

## SALARY & EMPLOYMENT BY INDUSTRY

Industry	Percent	Average Salary	Median Salary
Consulting	17%	\$88,000	\$88,000
Accounting	17%	\$60,000	\$60,000
Healthcare	17%	\$80,250	\$80,250
Other	50%	\$80,000	\$80,000
<b>Total</b>	<b>100%</b>	<b>\$77,700</b>	<b>\$80,000</b>

Due to rounding, total may not equal 100%

## SALARY & EMPLOYMENT BY FUNCTION

Function	Percent	Average Salary	Median Salary
Consulting	42%	\$85,167	\$87,500
Operations	17%	\$73,000	\$73,000
Other	42%	\$60,000	\$60,000
<b>Total</b>	<b>100%</b>	<b>\$77,700</b>	<b>\$80,000</b>

Due to rounding, total may not equal 100%

## TOP EMPLOYERS

(Students were hired by 12 unique companies:)

Alira Health  
Athenahealth  
Caja De Seguro Social De Panama  
Deloitte  
IQVIA  
McKinsey & Company  
Morgan Stanley  
Office of Consumer Affairs & Business Regulation  
PA Consulting  
PwC  
Veranex  
VMware

## TOP JOB TITLES & SALARY

# 42%

of Healthcare Management students with employment data are working in **Consulting**

### CONSULTING

MEDIAN SALARY: \$87,500

- Associate
- Associate Consultant
- Business Insights Fellow



Peer Affinity Leaders getting ready to meet and support their freshman cohorts.

## MARKETING CONCENTRATION EMPLOYMENT SUMMARY

# of Concentrators*	# of Reported Employment Information	Average Salary	Median Salary	Average Bonus	Median Bonus
381**	229	\$69,173	\$67,250	\$6,977	\$7,000

\* Includes 1<sup>st</sup>, 2<sup>nd</sup>, and 3<sup>rd</sup> concentrators

\*\* Includes Marketing, Marketing Analytics, Brand Marketing and Marketing for Design/Business concentrators

## TOP EMPLOYERS & JOB TITLES (Hired 3 or more Marketing concentrators)

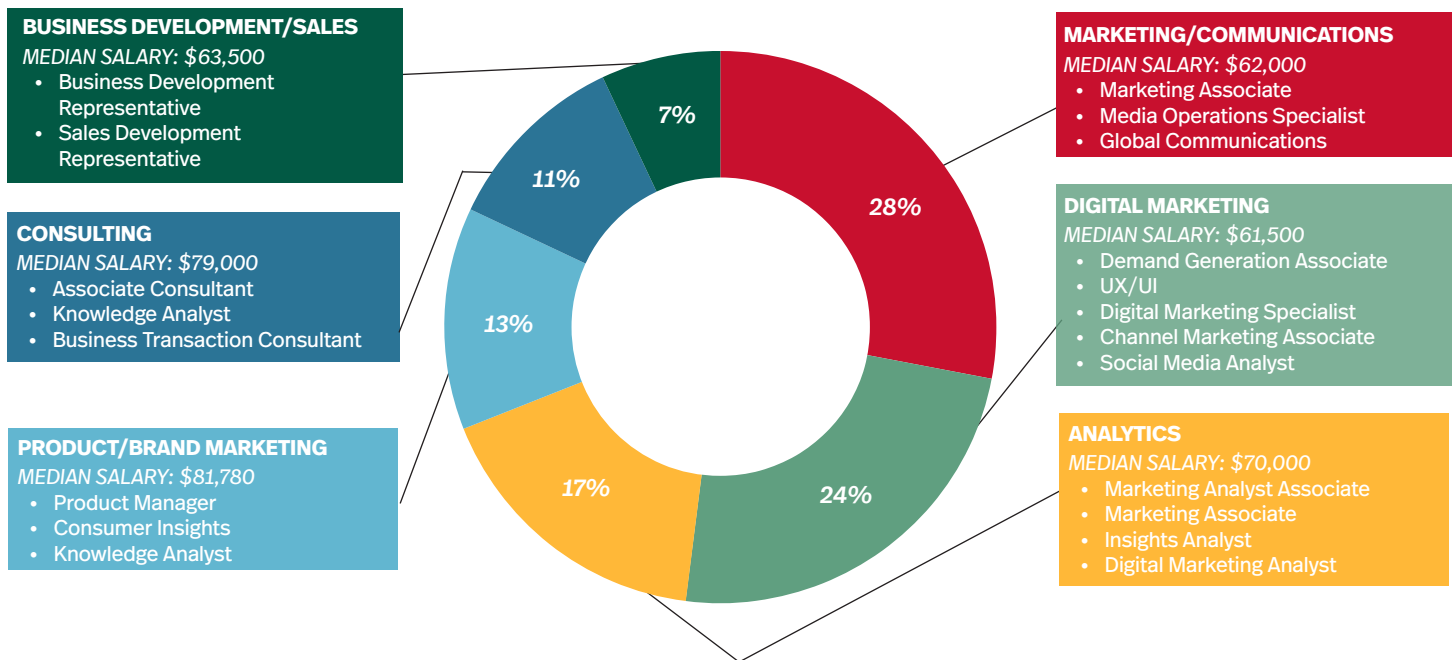
<b>Wayfair</b> , Brand Associate (2)	<b>Bain &amp; Company</b> , Digital Marketing Coordinator (1)
<b>Wayfair</b> , Ecommerce Associate (2)	<b>Bain &amp; Company</b> , Global Recruiting Associate (1)
<b>Wayfair</b> , Business Analyst (1)	<b>Bain &amp; Company</b> , Product Designer (1)
<b>Wayfair</b> , Marketing Analyst (2)	<b>EY</b> , Associate (3)
<b>Wayfair</b> , Partner Operations Analyst (1)	<b>Horizon Media</b> , Assistant Program Planner (1)
<b>Wayfair</b> , Site Navigation Analyst (1)	<b>Horizon Media</b> , Assistant Strategist (1)
<b>ServiceNow</b> , Marketing Insights Analyst (1)	<b>Horizon Media</b> , Digital Media Planner (1)
<b>ServiceNow</b> , Product Marketing Specialist (2)	<b>PAN Communications</b> , Assistant Account Executive (2)
<b>ServiceNow</b> , Marketing Associate (4)	<b>PAN Communications</b> , Senior Account Executive (1)
<b>Akamai</b> , Associate Strategy & Operations Analyst (1)	<b>SharkNinja</b> , Consumer Insights Audit & Assurance (1)
<b>Akamai</b> , Channel Marketing Specialist (1)	<b>SharkNinja</b> , International Program Coordinator (1)
<b>Akamai</b> , Program Manager, Developer Advocacy (1)	<b>SharkNinja</b> , Product Marketing (1)
<b>Amazon</b> , Associate Account Manager (1)	<b>VMware</b> , MDM Business Analyst (2)
<b>Amazon</b> , Program Manager (1)	<b>VMware</b> , Partner Marketing Specialist (1)
<b>Amazon</b> , Marketing Manager (1)	

## SALARY & EMPLOYMENT BY INDUSTRY

Industry	Percent	Average Salary	Median Salary
<b>Technology/Software</b>	18%	\$80,030	\$80,500
<b>Marketing/Advertising/Public Relations</b>	14%	\$55,650	\$59,000
<b>Consulting</b>	12%	\$73,128	\$78,000
<b>Retail</b>	8%	\$61,125	\$65,500
<b>Ecommerce</b>	7%	\$70,167	\$67,000
<b>Media/Entertainment/Publishing</b>	5%	\$65,625	\$61,250
<b>Accounting</b>	4%	\$85,317	\$85,000
<b>Technology, Information and Internet</b>	4%	\$64,375	\$62,500
<b>Other</b>	28%	\$62,763	\$63,000
<b>Total</b>	<b>100%</b>	<b>\$69,173</b>	<b>\$67,250</b>



## TOP JOB TITLES & SALARIES



## SALARY & EMPLOYMENT BY FUNCTION

Function	Percent	Average Salary	Median Salary
Marketing /Communications	21%	\$60,722	\$62,000
Digital Marketing	17%	\$60,063	\$61,500
Analytics	13%	\$71,938	\$70,000
Product/Brand Marketing	10%	\$82,006	\$81,780
Consulting	8%	\$75,050	\$79,000
Business Development/Sales	5%	\$61,667	\$63,500
Advisory	4%	\$85,317	\$85,000
Advertising/PR/Sales	3%	\$60,000	\$60,000
Other	19%	\$64,578	\$66,250
<b>Total</b>	<b>100%</b>	<b>\$69,173</b>	<b>\$67,250</b>



Brand Marketing students present their marketing plan to external clients.

## MIS CONCENTRATION EMPLOYMENT SUMMARY

# of Concentrators*	# of Reported Employment Information	Average Salary	Median Salary	Average Bonus	Median Bonus
72	48	\$81,905	\$84,000	\$7,716	\$7,260

\* Includes 1<sup>st</sup>, 2<sup>nd</sup>, and 3<sup>rd</sup> concentrators

## SALARY & EMPLOYMENT BY INDUSTRY

Industry	Percent	Average Salary	Median Salary
Technology/Software	19%	\$93,580	\$92,000
Consulting	13%	\$73,840	\$84,000
Accounting	10%	\$82,300	\$81,900
Private Equity/Venture Capital	6%	\$70,000	\$70,000
Financial Services	6%	\$85,000	\$85,000
Ecommerce	6%	\$70,000	\$70,000
Investment Banking	6%	\$100,000	\$100,000
Other	33%	\$70,333	\$68,000
<b>Total</b>	<b>100%</b>	<b>\$81,905</b>	<b>\$84,000</b>

Due to rounding, total may not equal 100%

## SALARY & EMPLOYMENT BY FUNCTION

Function	Percent	Average Salary	Median Salary
Analytics	31%	\$77,143	\$80,000
Consulting	15%	\$79,550	\$84,000
Logistics/Supply Chain	6%	*	*
Marketing/Communications	6%	*	*
Advisory	6%	\$82,300	\$81,900
Other	35%	\$87,843	\$90,000
<b>Total</b>	<b>100%</b>	<b>\$81,905</b>	<b>\$84,000</b>

\* Salary data not reported

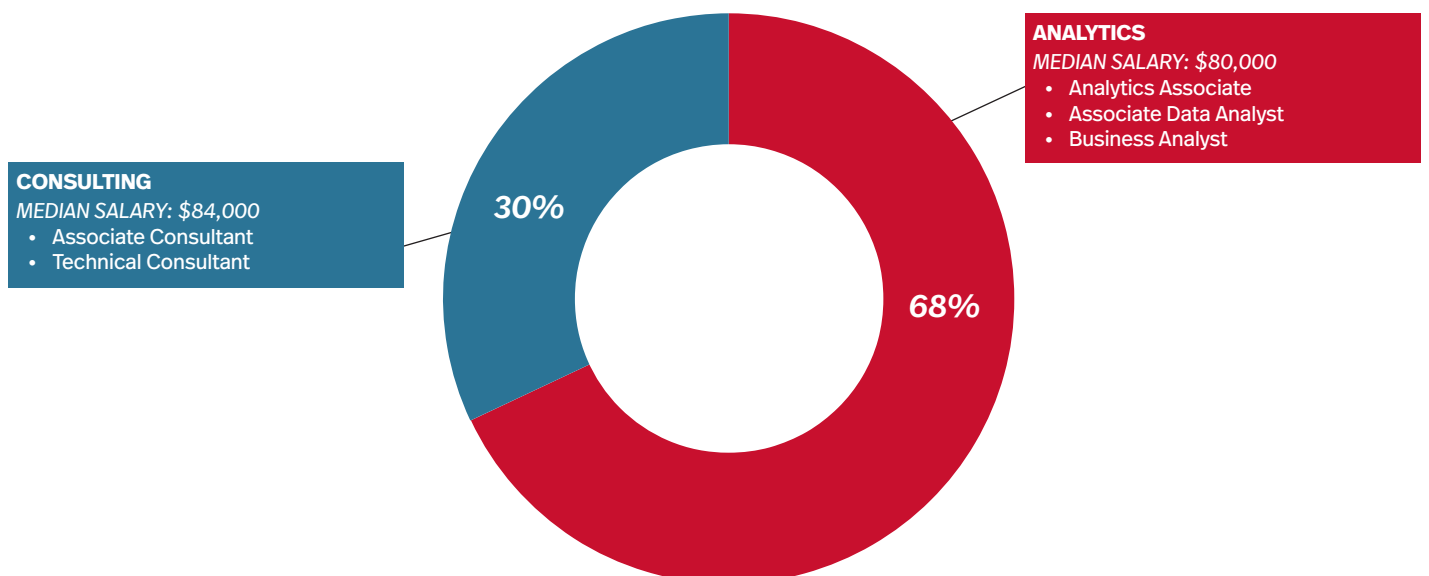
Due to rounding, total may not equal 100%

## TOP EMPLOYERS (Hired 2 or more MIS concentrators)

**PwC**, Advisory (2)  
**PwC**, Tax Associate (1)  
**IBM**, Associate Consultant (2)  
**Morgan Stanley**, Institutional Equity Analyst (1)  
**Morgan Stanley**, Prime Brokerage Analyst (1)

**VMware**, Data Analyst (1)  
**VMware**, Technical Consultant (1)  
**Wayfair**, E-commerce (1)  
**Wayfair**, Analytics Associate (1)

## TOP JOB TITLES & SALARIES



## BUSINESS ANALYTICS CONCENTRATION EMPLOYMENT SUMMARY

# of Concentrators*	# of Reported Employment Information	Average Salary	Median Salary	Average Bonus	Median Bonus
49**	32	\$81,227	\$81,000	\$8,611	\$9,100

\* Includes 1<sup>st</sup>, 2<sup>nd</sup>, and 3<sup>rd</sup> concentrators

\*\* Includes Business Analytics concentration and minor

## SALARY & EMPLOYMENT BY INDUSTRY

Industry	Percent	Average Salary	Median Salary
Investment Banking	31%	\$101,667	\$105,000
Technology/Software	22%	\$80,500	\$81,000
Ecommerce	13%	\$55,000	\$55,000
Consulting	13%	\$81,500	\$80,500
Other	22%	\$69,833	\$75,000
<b>Total</b>	<b>100%</b>	<b>\$81,227</b>	<b>\$81,000</b>

Due to rounding, total may not equal 100%

## SALARY & EMPLOYMENT BY FUNCTION

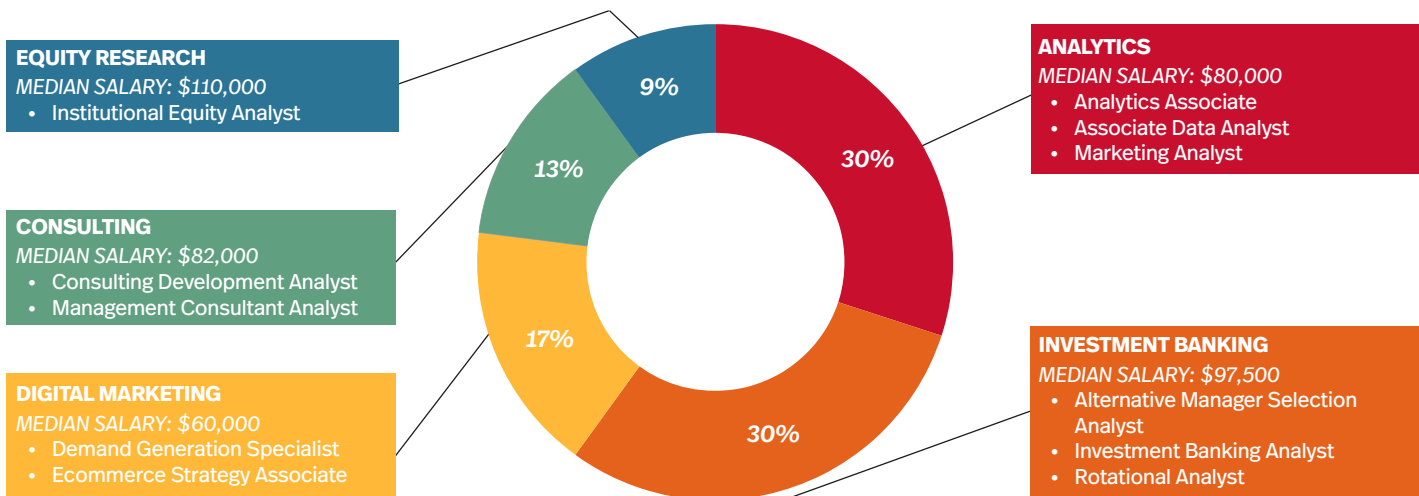
Function	Percent	Average Salary	Median Salary
Analytics	22%	\$76,000	\$80,000
Investment Banking	22%	\$97,500	\$97,500
Digital Marketing	13%	\$63,333	\$60,000
Consulting	9%	\$82,667	\$82,000
Equity Research	6%	\$110,000	\$110,000
Other	28%	\$71,800	\$78,000
<b>Total</b>	<b>100%</b>	<b>\$81,227</b>	<b>\$81,000</b>

## TOP EMPLOYERS (Hired 2 or more Business Analytics concentrators)

**Wayfair**, Analytics Associate (1)  
**Wayfair**, Marketing Analyst (1)  
**Wayfair**, Ecommerce Strategy Associate (1)  
**Wayfair**, Site Navigation Associate (1)  
**Morgan Stanley**, Institutional Equity Analyst (2)

**Morgan Stanley**, Associate, Client Relations Group (1)  
**Morgan Stanley**, Prime Brokerage Analyst (1)  
**Goldman Sachs**, Alternative Manager Selection Analyst (1)  
**Goldman Sachs**, Financial Analyst (1)

## TOP JOB TITLES & SALARIES





## SUPPLY CHAIN CONCENTRATION EMPLOYMENT SUMMARY

# of Concentrators*	# of Reported Employment Information	Average Salary	Median Salary	Average Bonus	Median Bonus
73	46	\$70,290	\$70,000	\$5,958	\$5,000

\* Includes 1<sup>st</sup>, 2<sup>nd</sup>, and 3<sup>rd</sup> concentrators

## SALARY & EMPLOYMENT BY INDUSTRY

Industry	Percent	Average Salary	Median Salary
Industrial Products & Services	13%	\$75,000	\$75,000
Consulting	11%	\$75,500	\$75,500
Retail	9%	\$60,000	\$60,000
Technology/Software	7%	\$69,000	\$69,000
Investment Management	7%	*	*
Consumer Services/Products	7%	\$66,667	\$63,000
Ecommerce	7%	\$79,500	\$79,500
Accounting	7%	\$84,333	\$85,000
Other	35%	\$64,518	\$59,000
<b>Total</b>	<b>100%</b>	<b>\$70,290</b>	<b>\$70,000</b>

\*\*Salary data not reported

Due to rounding, total may not equal 100%

## SALARY & EMPLOYMENT BY FUNCTION

Function	Percent	Average Salary	Median Salary
Logistics/Supply Chain	37%	\$65,513	\$60,000
Consulting	9%	\$71,500	\$71,500
Analytics	9%	\$99,000	\$99,000
Corporate Finance	7%	\$64,000	\$64,000
Advisory	7%	\$84,333	\$85,000
Other	33%	\$69,167	\$70,000
<b>Total</b>	<b>100%</b>	<b>\$70,290</b>	<b>\$70,000</b>

Due to rounding, total may not equal 100%

## TOP EMPLOYERS (Hired 2 or more Supply Chain concentrators)

**PwC**, Associate Consultant (1)  
**PwC**, Management Consultant (2)  
**Alnylam Pharmaceuticals**, Clinical Supply Chain Planner (1)  
**Alnylam Pharmaceuticals**, Procurement Manager (1)

**Amundi US**, Institutional Sales (1)  
**Amundi US**, Marketing Communications (1)  
**lululemon**, Supply Chain Analyst & Developer (1)  
**lululemon**, Strategic Sales Coordinator (1)  
**Wayfair**, Analytics Associate (2)

## TOP JOB TITLES & SALARIES

