

# CANVAS STUDENT QUICK GUIDE



Canvas is the new LMS for Northeastern

## ACCESS CANVAS

Canvas is Northeastern's new learning management system. Canvas can be accessed on the web and the Canvas mobile app.

1. Go to [canvas.northeastern.edu](https://canvas.northeastern.edu)
2. Log in with myNortheastern username and password


## CANVAS FEATURES




Modern web and mobile interface



Customizable profile and notifications



Personalizable course dashboard



Embedded 24/7 support and training




User level and course level time zones



Streamlined calendar with feed

**Canvas Student Mobile Apps**

Download the Canvas Student apps to learn from anywhere at anytime.



## GET STARTED WITH CANVAS IN 10 STEPS

1. Log in to Canvas
2. Download the Canvas Mobile app. The Canvas Mobile app is for students to navigate Canvas on mobile devices. This app can be installed on phones and/or tablets with iOS and Android.
3. Customize your profile : Add a picture
4. Customize your settings : Set your personal pronouns, time zone, and language
5. Customize your notifications
6. Connect the calendar to your Outlook calendar (or calendar of choice)
7. Customize your dashboard
8. Customize your course list
9. Take the self-guided tour
10. Enjoy learning in Canvas!

## CANVAS WEB INTERFACE

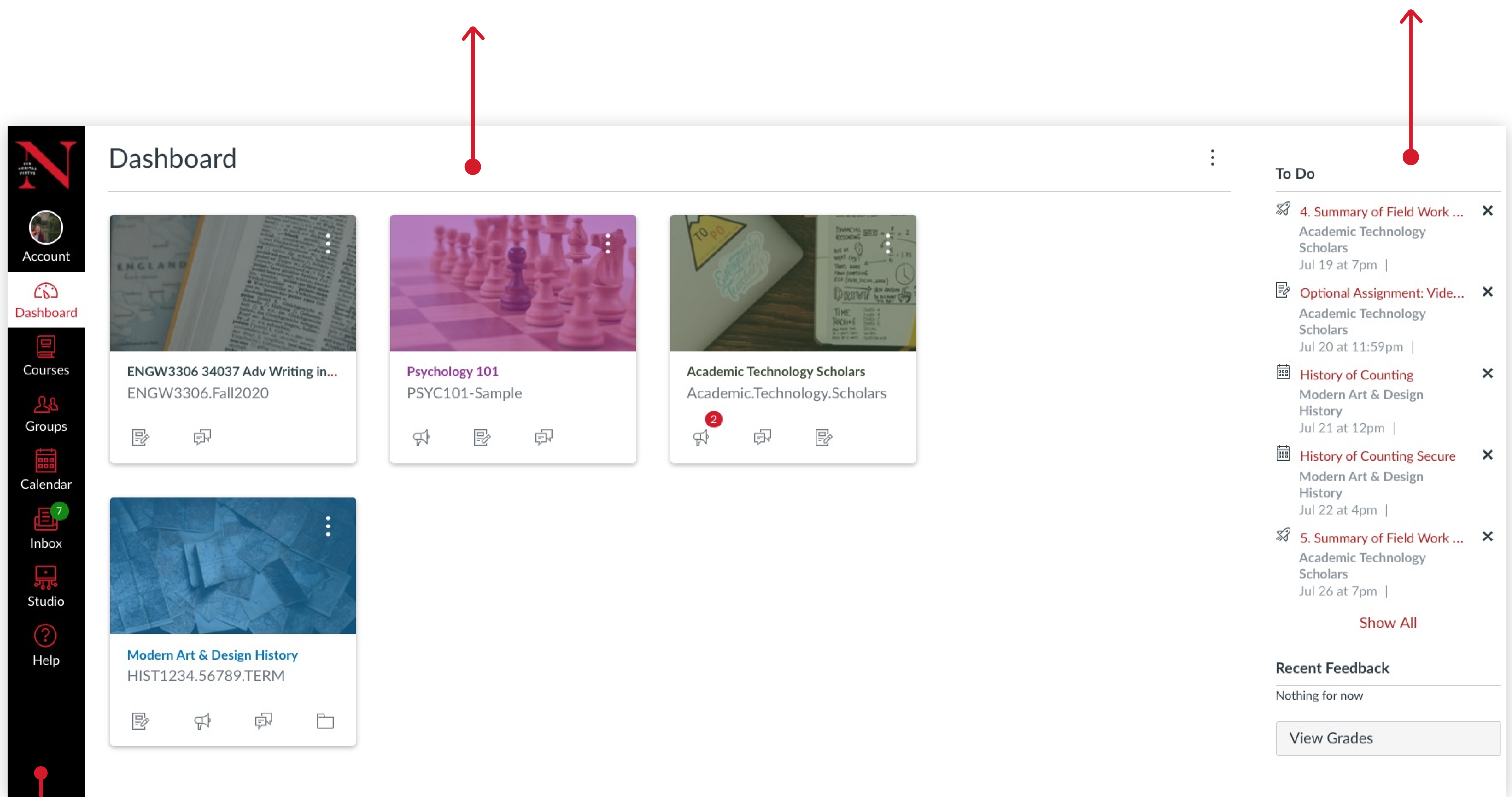
The Canvas user interface has three main components - the Dashboard, Global Navigation, and Sidebar.

### DASHBOARD

This is the first thing you see when you log into Canvas. It provides a high-level overview of your courses. The Dashboard has two different viewing options - Customizable Course Card and Recent Activity.

### SIDEBAR

Found in the dashboard, the sidebar includes a To Do list, a Coming Up feed, and a View Grades button.



### GLOBAL NAVIGATION

#### Account

Modify your user settings (including time zone), customize your profile, specify your notification preferences, upload personal files, and log out of Canvas.

#### Calendar

View the global calendar, which shows assignments and events from each of your courses. You can customize colors for each course and use the calendar feed to import into your favorite calendar client. The calendar feed will contain events and assignments from all of your Canvas calendars.

#### Courses

Access your favorite courses or view a list of all your courses.

#### Groups

Access any groups in which you are enrolled or view a list of all your groups.

#### Help

Access help resources, including the Canvas Guides, the Canvas Community, Canvas training, and 24/7 Canvas Support.

#### Inbox

View your Conversations here. In Conversations, you can compose and send messages to instructors, classmates, students and other Canvas users.